


Recyclers Gravita Costa Rica S.A
BALANCE SHEET AS AT 31st March 2017

PARTICULARS	Notes	AMOUNT IN CRC	
		As at 31st March 2017	As at 31st March 2016
EQUITY AND LIABILITIES			
Shareholder's Funds			
Share Capital	1	63,281,350.00	-
Reserves & Surplus		-	-
		63,281,350	-
Non-Current Liabilities			
Long Term Borrowings		-	-
Deferred Tax Liabilities (net)		-	-
		-	-
Current Liabilities			
Short Term Borrowings		-	-
Trade Payables	2	8,946,581	-
Other Current Liabilities	3	138,000	-
Short Term Provisions		-	-
		9,084,581	-
TOTAL		72,365,931	-
ASSETS			
Non Current Assets			
Fixed Assets			
Tangible Assets	4	11,387,918	-
Capital Work-in-Progress		-	-
Non Current Investments		-	-
Long Term Loans and Advances		-	-
		11,387,918	-
Current Assets			
Current Investments		-	-
Inventories		-	-
Trade Receivables		-	-
Cash and Bank Balances	5	7,596,850	-
Short Term Loans and Advances	6	29,893,809	-
Other Current Assets	7	23,487,354	-
		60,978,013	-
TOTAL		72,365,931	-

For & on behalf of the Board of Directors

V.S Tanwar
(Director)




Recyclers Gravita Costa Rica S.A

STATEMENT OF PROFIT AND LOSS FOR THE YEAR ENDED 31st March 2017

AMOUNT IN CRC


PARTICULARS	Notes	31st March 2017	31st March 2016
<u>INCOME</u>			
Revenue from Operations (gross)		-	-
Less : Excise Duty		-	-
Revenue From Operation (net)		-	-
Total Revenue (I)		-	-
<u>EXPENDITURES</u>			
Purchase of Stock-in-Trade		-	-
Change in Inventory of Finished Goods, WIP & Stock In Trade		-	-
Employee Benefit Expenses		-	-
Depreciation and Amortization Expenses		-	-
Other Expenses		-	-
Total Expenses (II)		-	-
Profit Before Exceptional, Extraordinary Items & Tax (I-II)		-	-
Add: Exceptional Items		-	-
Profit Before Extraordinary Items & Tax		-	-
Extraordinary Items		-	-
Prior Period Income		-	-
Profit Before Tax		-	-
<u>Less: Tax Expense</u>		-	-
Prior Period Tax		-	-
Current Tax		-	-
Net Profit for the year		-	-
EARNINGS PER SHARE (EPS)			
Basic (Annual)		-	-
Diluted (Annual)		-	-

For & on behalf of the Board of Directors


V.S Tanwar
 (Director)



RECYCLERS
GRAVITA COSTA RICA S.A.



Recyclers Gravita Costa Rica S.A

NOTES ON FINANCIAL STATEMENTS FOR THE PERIOD FROM 1ST APRIL 2016 TO 31st March 2017

Amount in CRC

1. SHARE CAPITAL		
Authorized Equity Share Capital	As At 31st March 2017	As At 31st March'2016
200000 Shares of 1 USD Each	110,126,343.27	
Issued, Subscribed & Paid up Capital	63,281,350.00	-
115000 Shares of 1 USD Each		
	63,281,350	
2. TRADE PAYABLES	As At 31st March 2017	As At 31st March 2016
Trade Payables other than Micro & small enterprises	8,946,581	-
Total	8,946,581	-
3. OTHER CURRENT LIABILITIES	As At 31st March 2017	As At 31st March'2016
Others	138,000	-
Total	138,000.00	-
5. CASH AND CASH EQUIVALENT	As At 31st March 2017	As At 31st March 2016
Balances with banks:		
- current accounts	7,533,665.71	-
Balances held as margin money with bank SBI	-	-
Cash on hand	63,185	-
Total	7,596,850	-
6. SHORT TERM LOANS AND ADVANCES	As At 31st March 2017	As At 31st March 2016
6.1 Security Deposit		
Unsecured and Considered Good	2,741,300.00	-
Total (A)	2,741,300	-
6.2 Advance Receivables from Related parties		
Unsecured and Considered Good	-	-
Total (A)	-	-
6.3 Advances recoverable in cash or in kind		
Advacne given to vendor's		
Unsecured and Considered Good	27,152,509	-
Total (B)	27,152,509	-




Recyclers Gravita Costa Rica S.A

Depreciation Chart for the period ended 1st April 2016 to 31st March 2017

Note- 4

Particulars	GROSS BLOCK			DEPRECIATION			NET BLOCK			
	As on 01.04.2016	Addition	Adjustment	As on 31.03.2017	up to 01.04.2016	Current Year	Sold/ Adjustments	Up to 31.03.2017	As on 31.03.2016	As on 31.03.2017
Vehicles	-	11,684,020	-	11,684,020	-	296,102	-	296,102	-	11,387,918
Grand Total	-	11,684,020	-	11,684,020	-	296,102	-	296,102	11,387,918	11,387,918



6.4	Loans and advances to employees including Imprest	-	-
	Total (B)	-	-
6.5	Other loans and advances		
	Advance income-tax (net of provision for taxation)	-	-
	Prepaid expenses	-	-
	Balances with statutory/government authorities	-	-
	Other	-	-
	Total (C)	-	-
	Total	29,893,809	-
7.	Other Current Assets	As At 31st March 2017	As At 31st March 2016
	Preoperative exp	23,487,354	-
	Total	23,487,354	-