

AUDIT REPORT

FOR

FINANCIAL YEAR 2021-22

OF

GRAVITA MOZAMBIQUE LDA.



Independent Auditor's Report
Prepared for Consolidation Purposes

From: Swarnkar & Co.
Subject: Component Audit of Gravita Mozambique Lda for the year ended 31st March, 2022
To: R Sogani & Associates, Jaipur, India

We have audited, for the purpose of your audit of the consolidated financial statements of **Gravita Global PTE Limited**, the accompanying Balance Sheet of **Gravita Mozambique Lda** as at 31st March 2022, and Profit & Loss A/c and other reconciliations and information (all collectively referred to as the Fit For Consolidation (FFC) Accounts)

Management's Responsibility for the Financial Statements

Management is responsible for the preparation and presentation of the FFC Accounts in accordance with accounting policies generally accepted in India. This responsibility includes designing, implementing and maintaining internal control relevant to the preparation and presentation of the FFC Accounts that is free from material misstatement, whether due to fraud or error, selecting and applying appropriate accounting policies, and making accounting estimates that are reasonable in the circumstances. The FFC Accounts has been prepared solely to enable Gravita India Limited to prepare its consolidated financial statements.

Auditor's Responsibility

Our responsibility is to express an opinion on the FFC Accounts based on our audit. we conducted our audit in accordance with the Standards on Auditing issued by the Institute of Chartered Accountants of India. Those Standards on Auditing require that I comply with ethical requirements and plan and perform the audit to obtain reasonable assurance whether the FFC Accounts are free from material misstatement.

An audit involves performing procedures to obtain audit evidence about the amounts and disclosures in the FFC Accounts. The procedures selected depend on the auditor's judgment, including the assessment of the risks of material misstatement of the FFC Accounts, whether due to fraud or error. In making those risk assessments, the auditor considers internal control relevant to





the entity's preparation and presentation of the FFC Accounts in order to design audit procedures that are appropriate in the circumstances, but not for the purpose of expressing an opinion on the effectiveness of the entity's internal control. An audit also includes evaluating the appropriateness of accounting policies used and the reasonableness of accounting estimates, if any, made by management, as well as evaluating the overall presentation of the FFC Accounts.

We believe that the audit evidence I have obtained is sufficient and appropriate to provide a basis for our audit opinion.


Opinion

In our opinion and to the best of our information and according to the explanations given to us, the accompanying FFC Accounts for **Gravita Mozambique Lda** as of **31st March, 2022** and for the year then ended has been prepared, in all material respects, in accordance with accounting principles generally accepted in India.

Restriction on Use and Distribution

These FFC Accounts have been prepared for purposes of providing information to **Gravita Globle Pte Ltd.** to enable it to prepare the consolidated financial statements of the Group. As a result, these FFC Accounts are not a complete set of financial statements of Gravita Global Pte Ltd. in accordance with the accounting principles generally accepted in India and is not intended to give a true and fair view of the financial position of **Gravita Mozambique Lda** as of *31st March 2022*, and of its financial performance, in accordance with the accounting principles generally accepted in India. The financial information may, therefore, not be suitable for another purpose.

For Swarnkar & Co.
Chartered Accountants
Firm Reg. No.:- 025928C


Deepak Kumar Swarnkar
(Proprietor)

M. No:-424940

UDIN: 22424940AKCNGV9891

Date: 16-05-2022



Gravita Mozambique LDA
Statement of profit and loss For the period ended Mar 31, 2022
(All amounts in Rs. Lacs, unless otherwise stated)

Particulars	Note	For the period ended Mar 31, 2022	For the year ended Mar 31, 2021
I Revenue from operations	18	7,487.34	6,511.83
II Other income	19	72.24	67.06
III Total income (I + II)		7,559.58	6,578.88
IV Expenses:			
(a) Cost of materials consumed	20	5,826.26	3,672.64
(b) Purchases of Stock-in-trade	21	952.71	682.86
(c) Changes in inventories of finished goods, Stock-in-trade and work-in-progress	22	(1,049.86)	100.26
(d) Employee benefits expense	23	373.22	300.17
(e) Finance costs	24	110.39	72.02
(f) Depreciation and amortisation expense	25	109.24	98.00
(g) Other expenses	26	1,078.92	429.74
Total expenses (IV)		7,400.87	5,355.69
V Profit before tax (III - IV + V)		158.71	1,223.21
VI Tax expense:			
(a) Current tax	27	19.97	192.15
Excess provision for tax relating to earlier years written back			
		19.97	192.15
VII Profit for the year (VI - VII)		138.75	1,031.05
VIII Other comprehensive income (OCI)			
(a) Items that may be reclassified to profit or loss			
Exchange differences in translating the financial statements of foreign operations		499.55	(156.13)
Income tax relating to items that may be reclassified to profit or loss			
Other comprehensive income/(Loss)		499.55	(156.13)
IX Total comprehensive income for the year (VIII + IX)		638.30	874.92

The accompanying summary of significant accounting policies and other explanatory information are an integral part of the standalone financial statements.

For Swarnkar & Co
Chartered Accountants
Firm Reg. No.: 025928C



Deepak Kumar Swarnkar
Deepak Kumar Swarnkar
Proprietor
M.No. 424940
Date: 16-05-2022
Place: Jaipur

For and on behalf of the Board of Directors


Rajat Sharma
Rajat Sharma
(Director)

Gravita Mozambique LDA
 Balance sheet As at March 31, 2022
 (All amounts in Rs. Lacs, unless otherwise stated)

Particulars	Note	As at	
		Mar 31, 2022	Mar 31, 2021
I. ASSETS			
Non - current assets			
Property, Plant and Equipment	2	518.44	65.60
Capital work-in-progress	3	65.97	379.63
Right of Use Assets		12.15	76.54
Financial Assets			
Loans	4	875.64	2,273.18
Others	7(a)	27.17	20.23
		1,499.37	2,816.19
Current assets			
Inventories	5	2,389.80	840.49
Financial Assets			
Trade receivables	6	1,921.03	2,582.89
Cash and cash equivalents	7	222.72	199.32
Others	8		16.57
Other current assets	9	68.50	281.43
		4,719.77	3,920.71
Total Assets		6,219.14	6,735.90
II. EQUITY AND LIABILITIES			
Equity			
Equity share capital	10	260.67	260.67
Other equity	11	3,705.35	4,601.18
Equity attributable to owners of the Company		3,966.02	4,861.84
Liabilities			
Non - current liabilities			
Financial Liabilities			
Lease liabilities		38.07	14.67
Provisions	12		4.34
		38.07	19.01
Current liabilities			
Financial Liabilities			
Borrowings	13	1,172.93	1,307.08
Trade payables	14	213.17	249.30
Lease liabilities			82.95
Other financial liabilities	15	758.24	-
Other current liabilities	16	47.09	12.52
Current tax Liabilities (net)	17	23.60	203.18
		2,253.10	1,874.05
Total Equity and Liabilities		6,219.14	6,735.90

The accompanying summary of significant accounting policies and other explanatory information are an integral part of the standalone financial statements.

For Swarnkar & Co
 Chartered Accountants
 Firm Reg. No.: 025928C



Deepak Kumar Swarnkar
 Proprietor
 M.No. 424940
 Date: 16-05-2022
 Place: Jaipur

For and on behalf of the Board of Directors

Rajat Sharma
 Rajat Sharma
 (Director)

Gravita Mozambique LDA

Summary of significant accounting policies and other explanatory information for the year ended Mar 31, 2022

(All amounts in Rs. Lacs, unless otherwise stated)

Note 1 - General information and Significant Accounting Policies

Note 1.1 - General information

Gravita Mozambique LDA is a Entity incorporated in Maputo, Mozambique having registered office at Mozambique and having principal Place of buisness in Mozambique itself. Engaged in Manufacturing of Lead and Trading of Lead.

Note 1.3 - Significant Accounting Policies

I. Basis of preparation and presentation

The financial statements have been prepared on accrual basis under the historical cost basis except for certain financial instruments which are measured at fair value at the end of each reporting period.

Fair value is the price that would be received to sell an asset or paid to transfer a liability in an orderly transaction between market participants at the measurement date, regardless of whether that price is directly observable or estimated using another valuation technique. In estimating the fair value of an asset or a liability, the Company takes into account the characteristics of the asset or liability if market participants would take those characteristics into account when pricing the asset or liability at the measurement date. Fair value for measurement and/or disclosure purposes in these financial statements is determined on such a basis, except for leasing transactions that are within the scope of Ind AS 17, and measurements that have some similarities to fair value but are not fair value, such as net realizable value in Ind AS 2 or value in use in Ind AS 36.

In addition, for financial reporting purposes, fair value measurements are categorised into Level 1, 2, or 3 based on the degree to which the inputs to the fair value measurements are observable and the significance of the inputs to the fair value measurement in its entirety, which are described as follows:

Level 1 inputs are quoted prices (unadjusted) in active markets for identical assets or liabilities that the entity can access at the measurement date;

Level 2 inputs are inputs, other than quoted prices included within Level 1, that are observable for the asset or liability, either directly or indirectly; and

Level 3 inputs are unobservable inputs for the asset or liability.

All the amounts included in the financial statements are reported in Lacs of Indian Rupees ('Rupees' or '₹'), and are rounded to the nearest Lacs except per share data and unless stated otherwise.

II. Revenue recognition

The Company earns revenue primarily from sale of product like lead. The Company has applied Ind AS 115 which establishes a comprehensive framework for determining whether, how much and when revenue is to be recognised. Ind AS 115 replaces Ind AS 18 Revenue and Ind AS 11 Construction Contracts. The Company has adopted Ind AS 115 using the cumulative effect method. The effect of initially applying this standard is recognised at the date of initial application (i.e. April 1, 2018). The impact of the adoption of the standard on the financial statements of the Company is insignificant.

Revenue is recognised upon transfer of control of promised products or services to customers in an amount that reflects the consideration which the Company expects to receive in exchange for those products or services.

Revenue is measured based on the transaction price, which is the consideration, adjusted for volume discounts, service level credits, performance bonuses, price concessions and incentives, if any, as specified in the contract with the customer.

Other income: Interest income from a financial asset is recognised when it is probable that the economic benefit will flow to the Company and the amount of income can be measured reliably. Interest income is accrued on a time basis, by reference to the principal outstanding and at the effective rate applicable, which is the rate that discounts estimated future cash receipts through the expected life of the financial assets to that asset's net carrying amount on initial recognition.

III. Property, Plant and Equipment

- i. "Property, plant and equipment are stated at cost of acquisition or construction less accumulated depreciation and accumulated impairment losses, if any. For this purpose, cost includes deemed cost which represents the carrying value of property, plant and equipment recognised as at 1st April, 2016 measured as per the previous GAAP. Cost of acquisition or construction is inclusive of freight, duties, relevant taxes, incidental expenses and interest on loans attributable to the acquisition of qualifying assets, up to the date of commissioning of the assets.

Such cost includes the cost of replacing part of the plant and equipment and borrowing costs for qualifying assets, upto the date of commissioning of the assets. All repair and maintenance costs are recognised in profit or loss as incurred. Assets are classified to the appropriate categories of property, plant and equipment when completed and ready for intended use. When significant parts of property, plant and equipment are required to be replaced in intervals, the Company recognizes such parts as separate component of assets with specific useful lives and provides depreciation over their useful life. Subsequent costs are included in the asset's carrying amount or recognized as a separate asset, as appropriate, only when it is probable that future economic benefits associated with the item will flow to the entity and the cost of the item can be measured reliably. The carrying amount of the replaced part is derecognized. All other repair and maintenance costs are recognised in the Statement of Profit and Loss as incurred. An item of property, plant and equipment and any significant part initially recognised is derecognised upon disposal or when no future economic benefits are expected from its use or disposal. Any gain or loss arising on derecognition of the asset (calculated as the difference between the net disposal proceeds and the carrying amount of the asset) is included in the Statement of Profit and Loss when the asset is derecognised.

- ii. Advances paid towards the acquisition of property, plant and equipment outstanding at each Balance Sheet date is classified as capital advances under other non-current assets and the cost of assets not ready to use before such date are disclosed under 'Capital work-in-progress'. The cost and related accumulated depreciation are eliminated from the financial statements upon sale or retirement of the asset and the resultant gains or losses are recognized in the Statement of Profit and Loss.
- iii. Capital work-in-progress - Project under which assets are not yet ready for their intended use are carried at cost comprising direct cost, related incidental expenses and attributable interest.

Gravita Mozambique LDA

Summary of significant accounting policies and other explanatory information for the year ended March 31, 2022

(All amounts in Rs. Lacs, unless otherwise stated)

IV. Intangible assets :

- i. Intangible assets acquired separately are measured on initial recognition at cost. Following initial recognition, intangible assets are carried at cost less any accumulated amortisation and accumulated impairment losses, if any. Internally generated intangibles, excluding capitalised development costs, are not capitalised and the related expenditure is reflected in profit or loss in the period in which the expenditure is incurred. Intangible assets with finite lives are amortised over the useful economic life and assessed for impairment whenever there is an indication that the intangible asset may be impaired. The useful lives of the intangible assets considering the terms of the business purchase agreements are 3 -5 years. The Company has elected to continue with the carrying value of all of its intangibles assets recognised as on April 1, 2016 measured as per the previous GAAP and use that carrying value as its deemed cost as of transition date. The amortisation period and the amortisation method for an intangible asset with a finite useful life are reviewed at least at the end of each reporting period. Changes in the expected useful life or the expected pattern of consumption of future economic benefits embodied in the asset are considered to modify the amortisation period or method, as appropriate, and are treated as changes in accounting estimates. The amortisation expense on intangible assets with finite lives is recognised in the statement of profit and loss unless such expenditure forms part of carrying value of another asset. An intangible asset is derecognised on disposal or when no future economic benefits are expected from use or disposal. Gains or losses arising from derecognition of an intangible asset are measured as the difference between the net disposal proceeds and the carrying amount of the asset and are recognised in the statement of profit or loss when the asset is derecognised.
- ii. Intangible assets under development
Expenditure on intangible assets eligible for capitalisation are carried as Intangible assets under development where such assets are not yet ready for their intended use.

V. Depreciation / amortisation

Depreciable amount for assets is the cost of an asset, or other amount substituted for cost, less its estimated residual value. Depreciation has been provided on the cost of assets less their residual values on straight line method on the basis of estimated useful life of assets determined by the Company based on technical evaluation, taking into account the nature of the asset, the estimated usage of the asset, the operating conditions of the asset, past history of replacement, anticipated technological changes, manufacturers warranties and maintenance support, etc. and are as under:

Estimated useful lives :-

Asset	Useful Life
Buildings	5 - 60 years
Plant and Equipment	15 years
Furniture and Fixtures	10 years
Vehicles	8 years
Computer and accessories	3- 6 years
Office Equipments	5 years

Freehold land is not depreciated.

Depreciation is calculated on a pro rata basis except that, assets costing upto Rs. 5,000 each are fully depreciated in the year of purchase. An item of property, plant and equipment or any significant part initially recognised of such item of property plant and equipment is derecognised upon disposal or when no future economic benefits are expected from its use or disposal. Any gain or loss arising on derecognition of the asset (calculated as the difference between the net disposal proceeds and the carrying amount of the asset) is included in the income statement when the asset is derecognised.

The estimated useful lives and methods of depreciation of property, plant and equipment are reviewed at each financial year end and adjusted prospectively, if appropriate.

Impairment

(i). Financial assets

In accordance with Ind AS 109, the Company applies expected credit loss (ECL) model for measurement and recognition of impairment loss on the Financial assets and are initially measured at fair value with subsequent measurement at amortised cost e.g Trade receivables, Loan & Advances etc.

The Company follows 'simplified approach' for recognition of impairment loss allowance for trade receivables.

The application of simplified approach does not require the Company to track changes in credit risk. Rather, it recognises impairment loss allowance based on lifetime ECLs at each reporting date, right from its initial recognition.

For recognition of impairment loss on other financial assets and risk exposure, the Company determines whether there has been a significant increase in the credit risk since initial recognition. If credit risk has not increased significantly, twelve month ECL is used to provide for impairment loss. However, if credit risk has increased significantly, lifetime ECL is used. If, in the subsequent period, credit quality of the instrument improves such that there is no longer a significant increase in credit risk since initial recognition, then the entity reverts to recognising impairment loss allowance based on a twelve month ECL.

ECL is the difference between all contractual cash flows that are due to the Company in accordance with the contract and all the cash flows that the entity expects to receive (i.e., all cash shortfalls), discounted at the original EIR.

Gravita Mozambique LDA

Summary of significant accounting policies and other explanatory information for the year ended March 31, 2022

(All amounts in Rs. Lacs, unless otherwise stated)

(ii). Non - financial assets

The Company assesses, at each reporting date, whether there is an indication that an asset may be impaired. If any indication exists, or when annual impairment testing for an asset is required, the Company estimates the asset's recoverable amount. An asset's recoverable amount is the higher of an asset's or cash-generating unit's (CGU) fair value less costs of disposal and its value in use. Recoverable amount is determined for an individual asset, unless the asset does not generate cash inflows that are largely independent of those from other assets or groups of assets. When the carrying amount of an asset or CGU exceeds its recoverable amount, the asset is considered impaired and is written down to its recoverable amount.

In assessing value in use, the estimated future cash flows are discounted to their present value using a pre-tax discount rate that reflects current market assessments of the time value of money and the risks specific to the asset. In determining fair value less costs of disposal, recent market transactions are taken into account. If no such transactions can be identified, an appropriate valuation model is used. Impairment losses, if any, are recognized in Statement of Profit and Loss as a component of depreciation and amortisation expense. A previously recognised impairment loss is reversed only if there has been a change in the assumptions used to determine the asset's recoverable amount since the last impairment loss was recognised. The reversal is limited to the extent the carrying amount of the asset does not exceed its recoverable amount, nor exceed the carrying amount that would have been determined, net of depreciation or amortisation, had no impairment loss been recognised for the asset in prior years. Such reversal is recognized in the Statement of Profit and Loss when the asset is carried at the revalued amount, in which case the reverse is treated as a revaluation increase.

VI. Non-current assets held for sale

Non-current assets are classified as held for sale if their carrying amount will be recovered principally through a sale transaction rather than through continuing use. This condition is regarded as met only when the asset is available for immediate sale in its present condition subject only to terms that are usual and customary for sales of such asset and its sale is highly probable. Management must be committed to the sale, which should be expected to qualify for recognition as a completed sale within one year from the date of classification. Non-current assets classified as held for sale are measured at the lower of their carrying amount and fair value less costs to sell.

VII. Borrowing costs

Borrowing costs directly attributable to the acquisition, construction or production of qualifying assets, which are assets that necessarily take a substantial period of time to get ready for their intended use or sale, are added to the cost of those assets, until such time as the assets are substantially ready for their intended use or sale.

All other borrowing costs are recognised in profit or loss in the period in which they are incurred.

VIII. Foreign Currency Transactions

The functional currency of the Company is Indian rupee. Transactions in foreign currency are recorded on initial recognition at the exchange rate prevailing at the time of transaction.

Monetary items (i.e. receivables, payables, loans etc.) denominated in foreign currency are reported using the closing exchange rate on each balance sheet date.

The exchange differences arising on the settlement of monetary items or on reporting these items at rates different from rates at which these were initially recorded / reported in previous financial statements are recognised as income / expense in the period in which they arise.

IX. Financial Instruments

Initial recognition

Financial assets and financial liabilities are initially measured at fair value. Transaction costs that are directly attributable to the acquisition or issue of financial assets and financial liabilities (other than financial assets and financial liabilities at fair value through profit or loss) are added to or deducted from the fair value of financial asset or financial liabilities, as appropriate, on initial recognition.

Subsequent measurement

(a) Non derivative financial instruments

(i) Financial assets carried at amortised cost : A financial asset is subsequently measured at amortised cost if it is held in order to collect contractual cash flows and the contractual terms of the financial asset give rise on specified dates to cash flows that are solely payments of principal and interest on the principal amount outstanding.

(ii) Financial liabilities: The Company's financial liabilities includes borrowings, trade and other payables including financial guarantee contracts.

Borrowing: Borrowings are subsequently measured at amortised cost. Any differences between the proceeds (net of transaction costs) and the redemption/repayment amount is recognised in profit and loss over the period of the borrowings using the effective interest rate method. Borrowing are classified as current liabilities unless the group has an unconditional right defer settlement of the liability for at least 12 months after the reporting period. Where there is a breach of a material provision of a long-term loan arrangement on or before the end of the reporting period with the effect that the liability becomes payable on demand on the reporting date, the entity does not classify the liability as current, if the lender agreed, after the reporting period and before the approval of the financial statements for issue, not to demand payment as a consequence of the breach.

Trade Payable: These amounts represents liabilities for goods and services provided to the Company prior to the end of financial year which are unpaid. The amounts are unsecured and are usually paid within 30 to 180 days of recognition. Trade and other payables maturing within one year from the Balance Sheet date, the carrying amounts approximate fair value due to the short maturity of these instruments. They are recognized initially at fair value and subsequently measured at amortized cost using EIR method. Trade and other payables are presented as current liabilities unless payment is not due within 12 months after the reporting period.

X Inventories

Inventories are valued at cost or net realisable value, whichever is lower. The basis of determining the cost for various categories of inventory are as follows:

(a) Raw materials and stores & spares - Cost includes cost of purchase and other costs incurred in bringing the inventories to their present location and condition. Cost is determined on moving weighted average basis.

(b) Stock in trade, Stock in process and finished goods- Direct cost plus appropriate share of overheads and excise duty, wherever applicable

(c) By products - At estimated realisable value Net realisable value is the estimated selling price in the ordinary course of business, less estimated costs of completion and the estimated costs necessary to make the sale.

Gravita Mozambique LDA

Summary of significant accounting policies and other explanatory information for the year ended March 31, 2022

(All amounts in Rs. Lacs, unless otherwise stated)

XI Employee Benefits

Employee benefit includes Provident fund, Employee State Insurance Scheme, Gratuity fund and Compensated Absences, which are dealt with as under:

- i. **Defined Contribution plan** - Contributions to provident fund and employee state insurance scheme are charged to statement of profit and loss based on the amount of contribution required to be made and when services are rendered by the employees.
- ii. **Defined benefit plan** - The liability recognized in respect of gratuity is the present value of defined benefit obligation at the end of the reporting period less the fair value of plan assets. The Company makes contribution to the trust namely Gravita India Limited Employees Gratuity Trust for Employees Gratuity Scheme. The defined benefit obligation is calculated annually by actuary using the Projected Unit Credit Method. Re-measurement comprising actuarial gains and losses and return on plan assets (excluding net interest) are recognized in the other comprehensive income for the period in which they occur and is not reclassified to profit or loss.
- iii. **Compensated absences** - Provision for earned leave is determined on an actuarial basis at the end of the year and is charged to the statement of profit and loss each year. Actuarial gains and losses are recognized in the statement of profit and loss for the period in which they occur.
- iv. **Short term employee benefit** - Liability on account of short term employee benefits, comprising largely of compensated absences and performance incentives, is recognised on an undiscounted accrual basis during the period when the employee renders service.
- v. **Share based payment** - Equity settled share based payments to employees under Gravita ESOP 2011 Scheme are measured at the fair value (which equals to Market price less exercise price) of the equity instruments at grant date. Fair value determined at the grant date is expensed on a straight line basis over the vesting period.

XII Use of estimates and judgement

The preparation of the financial statements in conformity with recognition and measurement principles of Ind AS requires the Management to make estimates and assumptions considered in the reported amounts of assets and liabilities (including contingent liabilities) and the reported income and expenses during the year. Estimates and underlying assumptions are reviewed on an ongoing basis. Revisions to accounting estimates are recognized in the period in which estimates are revised if the revision affects only that period or in the period of the revision and future periods if the revision affects both current and future periods. The following are the key assumptions concerning the future, and other sources of estimation uncertainty at the end of the reporting period that may have a significant risk of causing a material adjustment to the carrying amounts of assets and liabilities in future are:

- (i) **Useful lives and residual value of property, plant and equipment and intangible assets** : Useful life and residual value are determined by the management based on a technical evaluation considering nature of asset, past experience, estimated usage of the asset, vendor's advice etc and same is reviewed at each financial year end.
- (ii) **Deferred tax assets** : The Company reviews the carrying amount of deferred tax assets including Minimum Alternate Tax (MAT) credit at the end of each reporting period and reduced to the extent that it is no longer probable that sufficient taxable profits will be available to allow all or part of the asset to be recovered.
- (iii) **Trade Receivable**:- The expected credit loss is mainly based on the ageing of the receivable balances and historical experience. Based on the industry practices and the business environment in which the entity operates, management considers that the trade receivables are provided if the payment are more than 90 days past due. The receivables are assessed on an individual basis or grouped into homogeneous groups and assessed for impairment collectively, depending on their significance. Moreover, trade receivables are written off on a case-to-case basis if deemed not to be collectible on the assessment of the underlying facts and circumstances.
- (iv) **Revenue Recognition**:- The Company's contracts with customers could include promises to transfer multiple products and services to a customer. The Company assesses the products / services promised in a contract and identifies distinct performance obligations in the contract. Identification of distinct performance obligation involves judgement to determine the deliverables and the ability of the customer to benefit independently from such deliverables.

Judgement is also required to determine the transaction price for the contract. The transaction price could be either a fixed amount of customer consideration or variable consideration with elements such as volume discounts, price concessions and incentives. The transaction price is also adjusted for the effects of the time value of money if the contract includes a significant financing component. The estimated amount of variable consideration is adjusted in the transaction price only to the extent that it is highly probable that a significant reversal in the amount of cumulative revenue recognised will not occur and is reassessed at the end of each reporting period. The Company allocates the elements of variable considerations to all the performance obligations of the contract unless there is observable evidence that they pertain to one or more distinct performance obligations.

The Company uses judgement to determine an appropriate standalone selling price for a performance obligation. The Company allocates the transaction price to each performance obligation on the basis of the relative standalone selling price of each distinct product or service promised in the contract. Where standalone selling price is not observable, the Company uses the expected cost plus margin approach to allocate the transaction price to each distinct performance obligation.

The Company exercises judgement in determining whether the control of products/services has been transferred or not. The Company considers indicators such as how customer obtains benefits as products are dispatched or whether customer has obtained legal title to the products or existence of enforceable right to payment for performance to date and alternate use of such product or service, transfer of significant risks and rewards to the customer, acceptance of delivery by the customer, etc.

XIII Cash and Cash equivalents

Cash and cash equivalents in the balance sheet comprise cash at banks and which are subject to an insignificant risk of changes in value.

XIV Operating Cycle

Based on the nature of products / activities of the Company and the normal time between acquisition of assets and their realisation in cash or cash equivalents, the Company has determined its operating cycle as 12 months for the purpose of classification of its assets and liabilities as current and non-current.

Gravita Mozambique LDA

Notes forming part of the financial statements

(All amounts in Rs. Lacs, unless otherwise stated)

Note 2 - Property, Plant and Equipment
As at March 31, 2022 and March 31, 2021

Particulars	Buildings	Plant and equipments	Office Equipment	Computer and accessories	Furniture and fixtures	Vehicles	Total
Cost							
As at April 1, 2020	1.09	157.41	3.44	1.84	3.20	47.84	214.82
Additions during the year	-	19.32	1.10	0.30	0.12	10.36	31.20
Disposals/ Adjustments	-	(0.58)	(0.28)	-	-	(1.35)	(2.21)
Translation difference	(0.06)	(8.00)	(0.16)	(0.10)	(0.17)	(2.32)	(10.81)
As at March 31, 2021	1.03	168.15	4.10	2.04	3.15	54.53	233.00
Additions during the year	0.25	428.36	6.46	-	0.40	18.52	453.99
Disposals/ Adjustments	-	-	-	-	-	-	-
Translation difference	0.12	46.80	0.46	0.23	0.35	6.11	54.07
As at March 31, 2022	1.39	643.31	11.02	2.27	3.90	79.16	741.06
Depreciation							
As at April 1, 2020	0.53	104.51	1.26	1.43	0.86	30.91	139.47
Charge for the year	0.06	24.82	0.69	0.26	0.29	8.40	34.52
Deletions	-	-	-	-	-	-	-
Translation difference	(0.02)	(5.00)	(0.05)	(0.09)	(0.03)	(1.41)	(6.59)
As at March 31, 2021	0.57	124.33	1.90	1.60	1.12	37.90	167.42
Charge for the year	0.06	24.23	1.28	0.26	0.35	10.34	36.51
Deletions	-	-	-	-	-	-	-
Translation difference	0.06	13.89	0.19	0.20	0.12	4.24	18.69
As at March 31, 2022	0.69	162.45	3.37	2.05	1.59	52.47	222.62
Net block							
As at March 31, 2022	0.70	480.86	7.65	0.22	2.32	26.69	518.44
As at March 31, 2021	0.46	43.86	2.22	0.44	2.02	16.70	65.60

Gravita Mozambique LDA
Notes forming part of the financial statements
(All amounts in Rs. Lacs, unless otherwise stated)

Note 3 - Capital work-in-progress

Particulars	As at Mar 31, 2022	As at March 31, 2021
Opening balance of CWIP	379.63	206.84
Add: additions made during the year	113.10	172.93
Less: Capitalised during the year	(455.22)	(2.78)
Add/(Less): Translation difference	28.45	2.65
Closing balance as on reporting date	65.97	379.63
Capital work-in-progress	65.97	379.63
Total	65.97	379.63

Note 4 - Loans

Particulars	As at Mar 31, 2022	As at March 31, 2021
Non current, Unsecured, considered good		
Loan to related parties* (refer note 48)	875.64	2,273.18
Less : Allowance for bad and doubtful loans	-	-
Total	875.64	2,273.18

Note 5 - Inventories

Particulars	As at Mar 31, 2022	As at March 31, 2021
(a) Raw materials and bought out components	757.02	317.04
(b) Goods-in-transit	49.99	10.13
(c) Work-in-progress	385.96	143.87
(d) Finished goods (other than those acquired for trading)	7.32	-
Goods-in-transit	911.58	181.67
(e) Stock-in-trade (in respect of goods acquired for trading)	96.01	25.48
(f) Stores and spares	136.03	145.79
(g) Consumables	45.88	16.51
	2,389.80	840.49
Total	2,389.80	840.49

Note 6 - Trade receivables

Particulars	As at Mar 31, 2022	As at March 31, 2021
Secured (Considered good)		
Unsecured, considered good	1,921.03	2,582.89
Total	1,921.03	2,582.89
Current	1,921.03	2,582.89
Non-current	-	-

Note 7 - Cash and cash equivalents

Particulars	As at Mar 31, 2022	As at March 31, 2021
Balances with banks		
-on current accounts	93.06	196.72
Cash on hand	3.08	2.60
Cheques on hand	126.58	-
Total	222.72	199.32

Note 8 - Financial assets - Others

Particulars	As at Mar 31, 2022	As at March 31, 2021
(a) Non Current		
Security Deposits	27.17	20.23
Total (a)	27.17	20.23
Current		
Other Contractual receivables from related parties	-	16.57
Total	-	16.57

Note 9 - Other assets

Particulars	As at Mar 31, 2022	As at March 31, 2021
Unsecured, considered good		
(a) Current		
Advances to vendors	48.96	258.08
Advances to employees	13.27	22.13
Prepaid expenses	2.91	1.23
Total	68.50	281.43

Note 10 - Equity share capital

Particulars	As at Mar 31, 2022	As at March 31, 2021
Authorised		
19,905,000 Equity Shares(Previous year 7905000 shares) of 1 MZN Each fully p	199.05 MZN	79.05 MZN
Total	199.05 MZN	79.05 MZN
Issued, subscribed and fully paid up		
7905000 Equity Shares of 1 MZN Each fully paid up	260.67	260.67
Total	260.67	260.67

Note 12 - Provisions

Particulars	As at Mar 31, 2022	As at March 31, 2021
Long - term		
Provision for compensated absences	-	4.34
Total	-	4.34

Note 13 - Current financial liabilities - Borrowings (at amortised cost)

Particulars	As at Mar 31, 2022	As at March 31, 2021
Secured		
Loans repayable on demand		
From banks		
Cash credit / overdraft	1,172.94	1,307.08
Total	1,172.94	1,307.08

Note 14 - Trade payables

Particulars	As at Mar 31, 2022	As at March 31, 2021
Outstanding dues to Micro and Small enterprises (refer note 35)	-	-
Outstanding dues to parties other than Micro and Small enterprises	213.17	249.30
Sundry creditors	20.35	79.74
Sundry creditors Related Party	40.36	93.14
Expenses payable	118.95	55.84
Employee & Workers related payables (including flexi, Bonus, LTA etc.)	18.44	20.58
GRIR balances	15.09	-
Total	213.17	249.30

Note 15 - Other financial liabilities

Particulars	As at Mar 31, 2022	As at March 31, 2021
Current		
- Payable for purchase of fixed assets	0.19	-
	758.24	-

Note 16 - Tax Liabilities (Net)

Particulars	As at March 31, 2021	As at March 31, 2021
Contractually reimbursable expenses to related parties	48.40	12.52
	12.52	64.00

Note 17 - Tax Liabilities (Net)

Particulars	As at Mar 31, 2022	As at March 31, 2021
Provision for taxation	23.60	203.18
Total	23.60	203.18

Note 18 - Revenue from operations

Particulars	For the period ended Mar 31, 2022	For the year ended March 31, 2021
Sale of products (including excise duty)	7,487.34	6,511.83
Revenue from operations	7,487.34	6,511.83

Note 19 - Other income

Particulars	For the period ended Mar 31, 2022	For the year ended March 31, 2021
Interest income		
On bank deposits (at amortised cost)	-	-
(a) On other financial assets carried at amortised cost	71.27	67.06
Total	72.24	67.06

Note 20 - Cost of material consumed

Particulars	For the period ended Mar 31, 2022	For the year ended March 31, 2021
Raw materials and bought out components consumed	5,826.26	3,672.64
Total	5,826.26	3,672.64

Note 21 - Purchase of stock-in-trade

Particulars	For the period ended Mar 31, 2022	For the year ended March 31, 2021
Others	952.71	682.86
Total	952.71	682.86

Note 22 - Changes in inventory of finished goods, work-in-progress and stock-in-trade

Particulars	For the period ended Mar 31, 2022	For the year ended March 31, 2021
Opening stock		
Finished goods	181.67	-
Work-in-progress	143.87	335.13
Stock-in-trade	25.48	116.14
Less: Closing stock		
Finished goods	918.90	181.67
Work-in-progress	385.96	143.87
Stock-in-trade	96.01	25.48
Net increase/ (decrease) in inventory of finished goods, work-in-progress and stock-in-trade	(1,049.86)	100.26

Note 23 - Employee benefits expense

Particulars	For the period ended Mar 31, 2022	For the year ended March 31, 2021
Salaries and wages	314.65	261.11
Contribution to provident and other funds	13.64	9.75
Staff welfare expenses	44.92	29.31
Total	373.22	300.17

Note 24 - Finance cost

Particulars	For the period ended Mar 31, 2022	For the year ended March 31, 2021
Interest costs on		
- Borrowings	88.69	53.07
- Lease Liabilities	21.71	18.95
Total	110.39	72.02

Note 25 - Depreciation and amortisation expense

Particulars	For the period ended Mar 31, 2022	For the year ended March 31, 2021
Depreciation of Property, Plant and Equipment	36.51	34.50
Depreciation of Right of use property	72.72	63.49
Total	109.24	98.00

Note 26 - Other expenses

Particulars	For the period ended Mar 31, 2022	For the year ended March 31, 2021
Power and fuel	56.24	43.21
Rates and taxes	2.11	7.57
Legal and professional	7.77	9.27
-Plant & machinery	93.76	91.90
-Buildings	8.61	3.49
-Others	15.83	8.28
Freight and forwarding	354.67	258.11
Travelling and conveyance	70.59	31.80
Insurance	1.86	1.26
Rent	10.39	12.15
Advertising and sales promotion	4.11	2.63
Communication	4.09	2.77
Printing and stationery	2.00	1.45
Donations and contributions	0.08	0.10
Payment to auditors	5.39	3.10
Written off/provision for doubtful trade receivables, loans and advances	7.86	(130.46)
Net loss on foreign currency transactions and translation	380.62	37.17
Loss on property plant and equipment discarded/scrap/written off	-	2.21
Bank charges	22.89	20.90
Vehicle hire expenses	3.61	-
Vehicle running expenses	6.29	4.26
Miscellaneous expenses	18.98	17.52
Total	1,078.92	429.74

Note 27 - Tax expense

Particulars	For the period ended Mar 31, 2022	For the year ended March 31, 2021
Current Tax		
Current tax expense	19.97	192.15
Total	19.97	192.15

Gravita Mozambique LDA
Statement of changes in equity for the period ended Mar 31, 2022
(All amounts in Rs. Lacs, unless otherwise stated)

Note 11 :- Other equity


Particulars	Other equity				Total
	Reserves and surplus		Items of OCI	Attributable to owners of the parent	
	Surplus in Statement of	Legal Reserve	Foreign currency translation reserve		
Balance as at April 1, 2020	3,597.77	62.82	65.67	3,726.25	3,726.25
Profit for the year	1,031.05	-	-	1,031.05	1,031.05
Other comprehensive income for the year, net of income tax	-	-	(156.13)	(156.13)	(156.13)
Total comprehensive income for the year	1,031.05	-	(156.13)	874.92	874.92
Transfer to legal reserve	-	-	-	-	-
Impact of IND-AS 116	-	-	-	-	-
Transfer from Profit & Loss	-	-	-	-	-
Balance as at March 31, 2021	4,628.82	62.82	(90.47)	4,601.18	4,601.18
Profit for the year	138.75	-	-	138.75	138.75
Other comprehensive income for the year, net of income tax	-	-	499.55	499.55	499.55
Total comprehensive income for the year	138.75	-	499.55	638.30	638.30
Balance as at Mar 31, 2022	3,233.44	62.82	409.09	3,705.35	3,705.35

*The above reserve relates to share options granted by the Company to its employees under its employee share option plan. Further information about share-based payments to employees is set out in note 46.

The accompanying summary of significant accounting policies and other explanatory information are an integral part of the standalone financial statements.

For Swarnkar & Co
Chartered Accountants
Firm Reg. No.:-025928C

Deepak Kumar Swarnkar



For and on behalf of the Board of Directors

Rajat Sharma
Rajat Sharma
(Director)

Proprietor
M.No. 424940
Date: 16-05-2022
Place: Jaipur